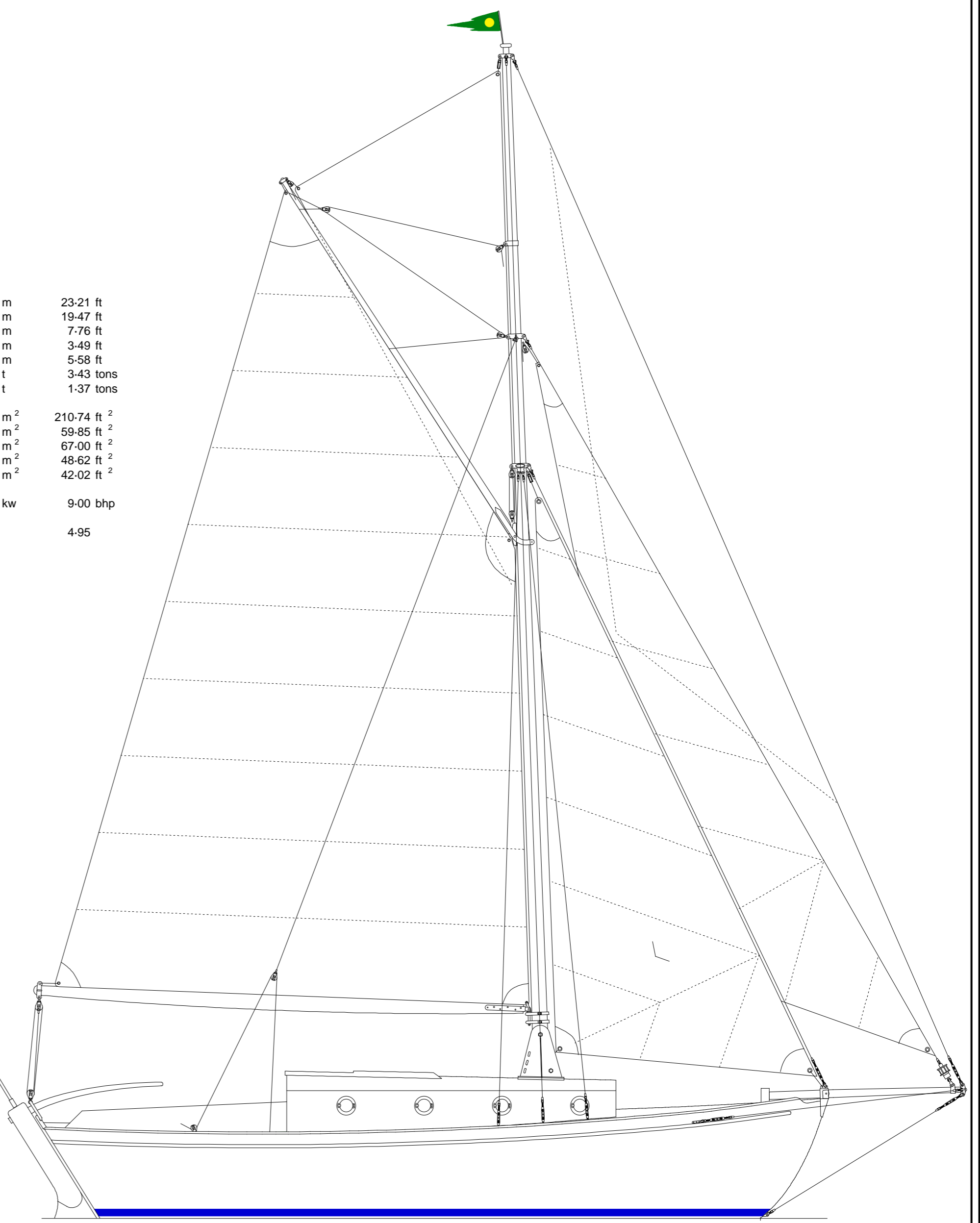
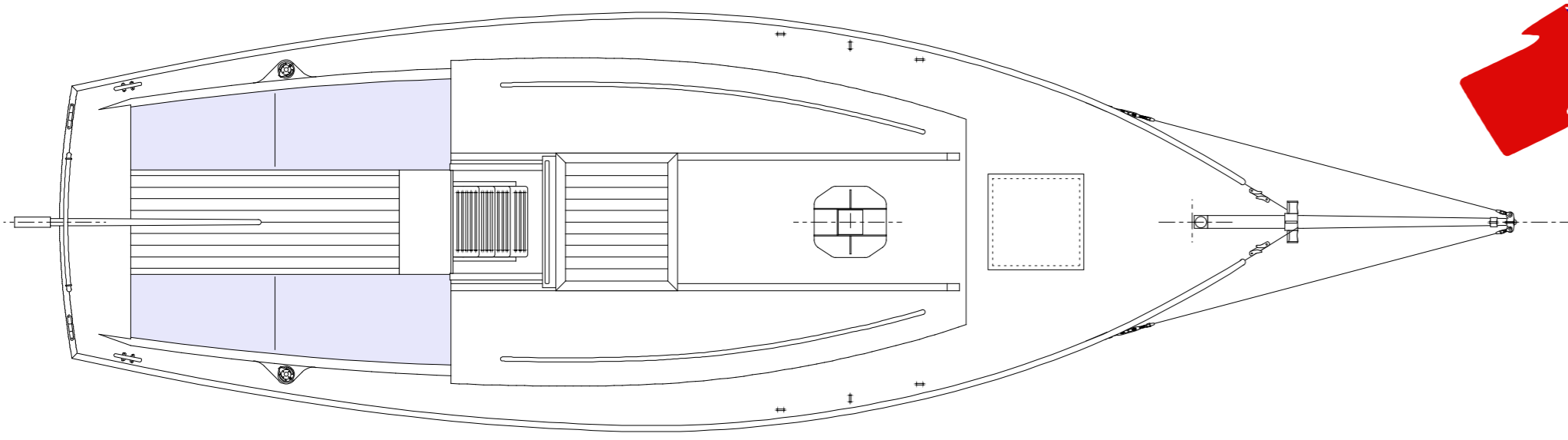
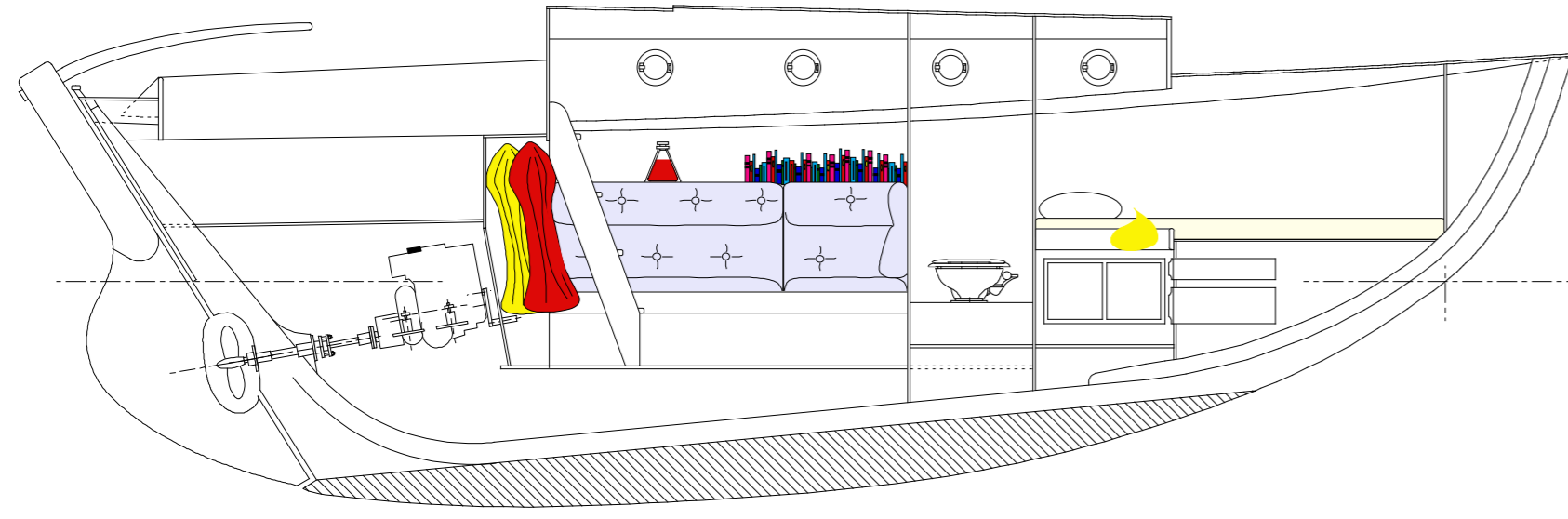


Principal Characteristics

LOA (on deck)	7.075 m	23.21 ft
LWL	5.935 m	19.47 ft
Beam	2.365 m	7.76 ft
Draught	1.065 m	3.49 ft
Headroom	1.700 m	5.58 ft
Displacement	3.500 t	3.43 tons
Ballast	1.400 t	1.37 tons
Mainsail area	19.578 m <sup>2</sup>	210.74 ft <sup>2</sup>
Staysail area	5.560 m <sup>2</sup>	59.85 ft <sup>2</sup>
Jib area	6.224 m <sup>2</sup>	67.00 ft <sup>2</sup>
Main topsail area	4.517 m <sup>2</sup>	48.62 ft <sup>2</sup>
Jib topsail area	3.904 m <sup>2</sup>	42.02 ft <sup>2</sup>
Engine	6.710 kw	9.00 bhp
Thames measurement		4.95



**The Deben 5 tonner**  
 Shown here rigged as a gaff topsail cutter, but also available as a plain gaff cutter or a bermudian cutter.

**Whisstock** boats and boat plans support@whisstock.com

<b>Boat 140 General Arrangement Plan</b>	Scale	1/50
	Date	09/09/2000
	Plan No.	140/001/01
	Issue No.	01 web
	Drawing Size	A2 Horizontal

© Bmarkweb Ltd 2009. All Rights Reserved